

## Nuveen New York AMT-Free Quality Municipal Income Fund (NRK)

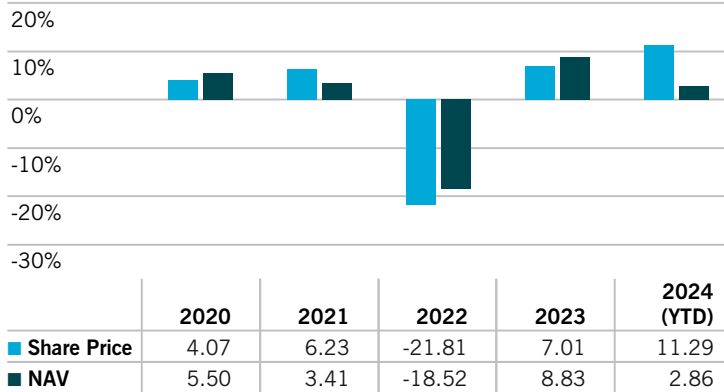
Marketing communication | 3Q 2024 | As of 30 Sep 2024

### Fund description

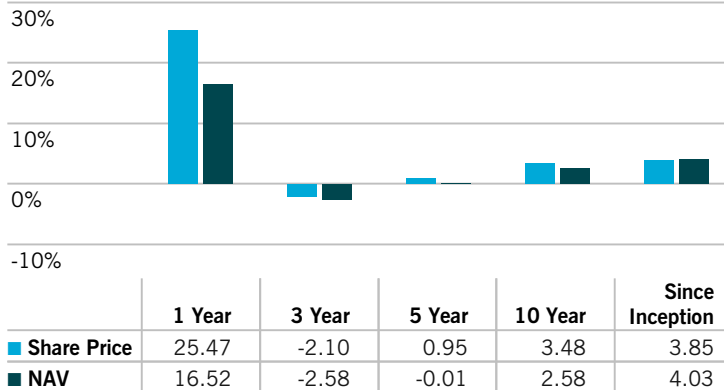
The Fund's investment objectives are to provide current income exempt from regular federal income tax and the alternative minimum tax applicable to individuals and New York income tax and to enhance portfolio value.

The Fund invests in municipal securities that are exempt from federal, New York state, and New York City income taxes, including the alternative minimum tax (AMT). The Fund invests at least 80% of its managed assets in securities rated, at the time of investment, investment grade or, if they are unrated, are judged by the manager to be of comparable quality. The Fund may invest up to 20% of its managed assets in municipal securities rated below investment quality or judged by the manager to be of comparable quality, of which up to 10% of its managed assets may be rated below B-/B3 or of comparable quality. The Fund uses leverage.

### Calendar Year Returns (%)



### Average Annualized Total Returns (%)



Performance data shown represents past performance and does not predict or guarantee future results. Current performance may be higher or lower than the data shown. NAV returns are net of fund expenses, and assume reinvestment of distributions.

### Capital Structure<sup>1</sup>

Total Managed Assets	\$1,720,805,166
Total Investment Exposure	\$1,734,285,166

### Common Shares<sup>2</sup>

Shares Outstanding	87,235,304
Average Daily Volume (in shares)	213,565
Total Regulatory Leverage Percent	38.57%
Effective Leverage Percent	39.05%
Average Cost of Leverage	4.26%

### Fund Characteristics<sup>3,4</sup>

Number of Holdings	250
Percent Portfolio Pre-refunded	0.74%
Average Coupon	4.15%
% of Portfolio Allocated to Zero Coupon Bonds	5.70%
Avg. Coupon not including Zero Coupon Bonds	4.70%
Leverage-Adjusted Effective Duration	14.23
Effective Maturity (years)	20.89
Average Bond Price as a % of Par	\$95.26

### Annual Expense Ratios (%)

	Common Shares	Total Fund
Management Fees	0.95%	0.57%
Other Expenses	0.08%	0.05%
<i>Subtotal</i>	<i>1.03%</i>	<i>0.62%</i>
Interest Expense from Leverage	2.82%	1.72%
<i>Total</i>	<i>3.85%</i>	<i>2.34%</i>

See the Fund's Annual Report for full information on expenses.

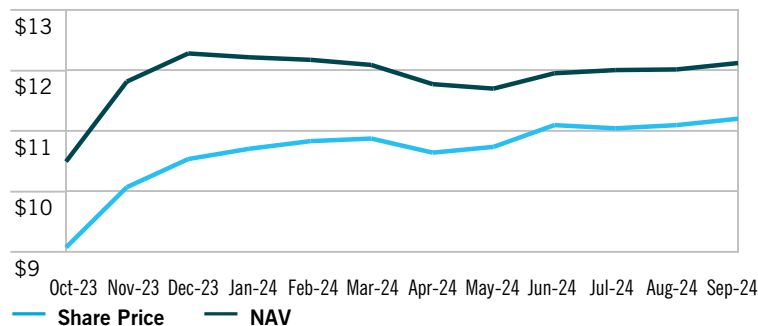
- Total Investment Exposure is the total of the Fund's managed assets plus any additional economic exposure the Fund has due to its investments in certain securities.
- Effective leverage is the Fund's effective economic leverage, and includes both regulatory leverage and the leverage effects of certain derivative investments in the Fund's portfolio that increase the Fund's investment exposure. Regulatory leverage consists of preferred shares issued by or borrowings of a fund. Both of these are part of a fund's capital structure. Regulatory leverage is subject to asset coverage limits set in the Investment Company Act of 1940. For more information, see Understanding Leverage on [www.nuveen.com/cef](http://www.nuveen.com/cef).
- All characteristics are asset-weighted using the current market value of investments held in the portfolio as well as the full amount and exposure of bonds held in a tender option bond (TOB) trust, even though the fund owns only the residual inverse floater in its portfolio. Holdings and ratings are subject to change. Totals may not add up to 100% due to rounding.
- Debt characteristics (duration, maturity, bond price) are relative to the percentage of the portfolio invested in debt securities.

# Nuveen New York AMT-Free Quality Municipal Income Fund (NRK)

3Q 2024 | As of 30 Sep 2024

## Share Price and NAV History (\$)

Data reflects performance over the previous 12 months



Past performance is no guarantee of future results.

## Portfolio Management

Nuveen Asset Management, LLC is the subadviser to the Fund and an affiliate of Nuveen, LLC.

### Credit Quality (%)<sup>3</sup>

U.S. Guaranteed	0.7%
AAA	9.7%
AA	50.5%
A	12.8%
BBB	10.9%
BB	3.6%
B	0.5%
CC	0.3%
Not Rated	11.0%

Ratings shown are the highest rating given by one of the following national rating agencies: S&P, Moody's or Fitch. Credit ratings are subject to change. AAA, AA, A, and BBB are investment grade ratings; BB, B, CCC/CC/C and D are below-investment grade ratings. Holdings designated NR are not rated by these national rating agencies.

### Call Exposure (%)<sup>4</sup>

Next 12 Months	12.2%
13-24 Months	11.0%
25-36 Months	10.5%
37-48 Months	11.8%
49-60 Months	4.0%

## Key Information Regarding Distributions<sup>1, 2</sup>

Current Distribution (Monthly)	\$0.0690
Average Earnings/Share	\$0.0352
Average Earnings/Distribution Ratio	50.98%
Average UNII Per Share	-\$0.1798
Distribution Rate on NAV	6.83%
Distribution Rate on Market Price	7.39%

## Total Distributions Paid Per Share

YTD (Declared)	\$0.4975
Inception to Date (Declared)	\$14.7390

Distribution sources may include net investment income, realized gains and return of capital. If a distribution includes anything other than net investment income, the Fund provides a notice of the best estimate of its distribution sources at that time which may be viewed at [nuveen.com/CEFDistributions](http://nuveen.com/CEFDistributions). These estimates may not match the final tax characterization (for the full year's distributions) contained in shareholders' 1099-DIV forms after the end of the year. You should not draw any conclusions about a fund's past or future investment performance from its current distribution rate.

## Top 5 Holdings

	% of Portfolio
Puerto Rico Sales Tax Financing Corp Sales Tax Revenue	3.1%
Tsasc Inc/Ny	2.1%
New York City Municipal Water Finance Authority	1.9%
New York Liberty Development Corp	1.8%
Westchester County Local Development Corp	1.8%

Holdings may vary and are subject to change without notice.

## Top 5 Sectors<sup>3</sup>

	% of Portfolio
Tax Obligation/Limited	28.5%
Education and Civic Organizations	15.0%
Utilities	14.9%
Transportation	14.2%
Health Care	13.8%

## Important information on risk

Investing in closed-end funds involves risk; principal loss is possible. There is no guarantee the Fund's investment objectives will be achieved. Closed-end fund shares may frequently trade at a discount or premium to their net asset value. **Debt or fixed income securities** such as those held by the Fund, are subject to market risk, credit risk, interest rate risk, derivatives risk, liquidity risk, and income risk. As interest rates rise, bond prices fall. **Leverage increases** return volatility and magnifies the Fund's potential return and its risks; there is no guarantee a fund's leverage strategy will be successful. **State concentration** makes the Fund more susceptible to local adverse economic, political, or regulatory changes affecting municipal bond issuers. These and other risk considerations such as **inverse floater risk** and **tax risk** are described in more detail on the Fund's web page at [www.nuveen.com/NRK](http://www.nuveen.com/NRK).

- Average earnings per share** and **average undistributed net investment income (UNII) per share** are estimates, using an average of the last three months, except for preferred securities funds, mortgage-backed securities funds and floating rate funds, which use an average of the last six months.
- Distribution Rate** at market price and NAV is calculated by annualizing the most recent declared regular distribution and dividing by the fund's market price or NAV, respectively. Special distributions, including special capital gains distributions, are not included in the calculation.
- All characteristics are asset-weighted using the current market value of investments held in the portfolio as well as the full amount and exposure of bonds held in a tender option bond (TOB) trust, even though the fund

owns only the residual inverse floater in its portfolio. Holdings and ratings are subject to change. Totals may not add up to 100% due to rounding.

- For the percentage of the portfolio in debt, preferred and other hybrid securities, including CoCos (if any). Percentages reflect the percentage of the Fund's investment exposure callable in the timeframe relative to the "as of" date shown. The "Next 12 months" figure (if shown) includes investments that are currently callable, as well as callable in the next 12 months. Securities subject to call may not be called.

## Glossary

**Average Coupon** is the average coupon rate, or amount of interest paid as expressed by a percentage, of all fixed-income investments in the Fund's portfolio. **Effective Maturity** is the weighted average of the effective maturity dates of the fixed-income securities in the Fund's holdings. A bond's effective maturity takes into account the possibility that it may be called by the issuer before its stated maturity date. In this case, the bond trades as though it had a shorter maturity than its stated maturity. **Leverage Adjusted Effective Duration** is the Fund's average effective duration adjusted for the impact of the Fund's utilization of leverage in the form of senior securities as defined by Section 18 of the Investment Company Act of 1940. Funds that utilize leverage in the form of senior securities will have a leverage-adjusted effective duration that is longer than its baseline effective duration.

Nuveen Securities, LLC, member FINRA and SIPC.