

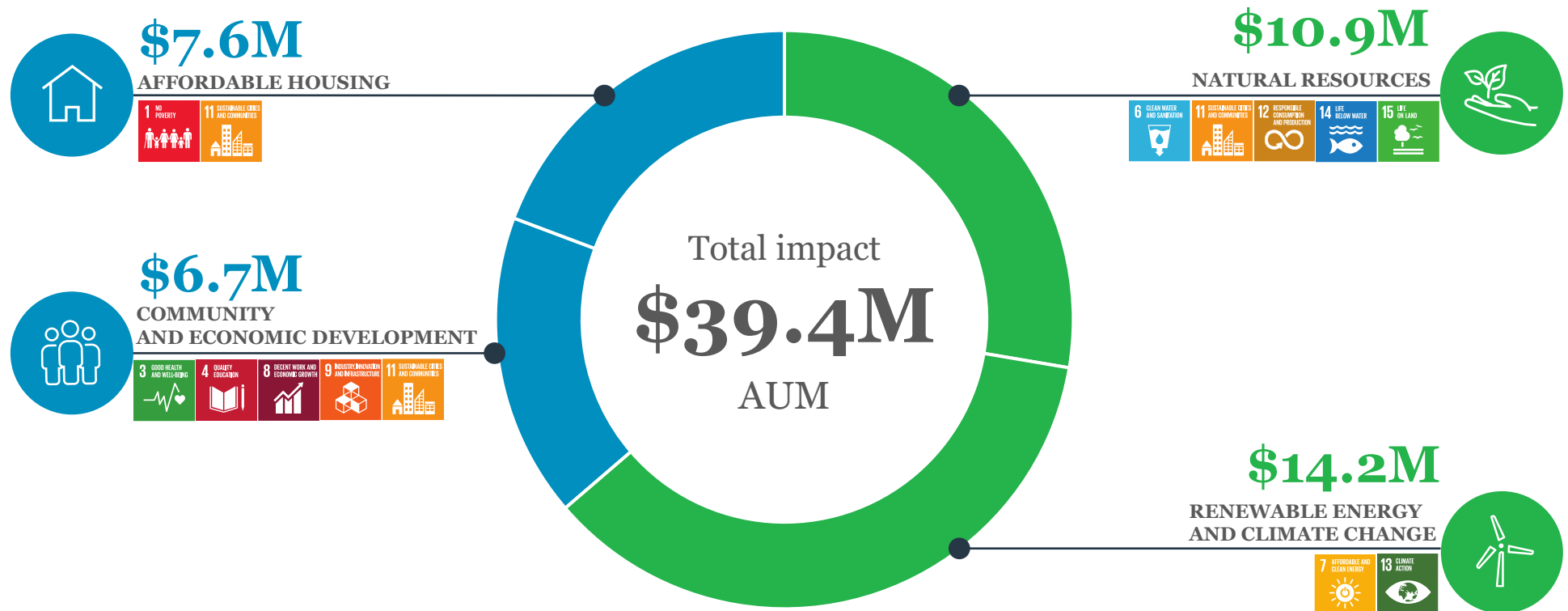


## Measuring impact in public fixed income

The Nuveen U.S. Core Impact Bond Fund is an actively managed, fixed income portfolio that directs capital to securities that finance positive societal and environmental outcomes.

### SOCIAL OUTCOMES

### ENVIRONMENTAL OUTCOMES





Total impact AUM was \$39.4 million and total overall AUM for the fund was \$102.3 million as of 31 Dec 2023.

# Measuring impact in public fixed income

The Nuveen U.S. Core Impact Bond Fund is an actively managed, fixed income portfolio that directs capital to securities that finance positive societal and environmental outcomes.

## SOCIAL OUTCOMES

			Amount invested (\$M) as of 31 Dec 2023†
	Impact metric*	Impact for 2023*	Equivalent to:
 <b>Affordable Housing</b>	Number of affordable mortgages guaranteed or provided	1.3 million	Nearly the total number of housing units in Paris <sup>1</sup>
	Access to housing including displacement, workforce, and affordability	119,313 units	
	Housing units built or supported at or below 80% AMI**	7,579 units	
	Housing units built or supported at or below 60% AMI	7,209 units	
	Housing units built or supported at or below 30% AMI	4,464 units	
			<b>\$7.6</b>
SDG ALIGNMENT:	<b>1</b> <b>11</b>		
 <b>Community and Economic Development</b>	Full-time jobs created	2,900 FTE	
	Farmers trained	4,730	
	Farmers trained (women)	4,730	
	People who benefited from access to basic products and services	87,836	
	People who benefited from access to basic products and services (women)	70,836	
	People benefited from broadband access	135,855	
	People reached through community programs	467,350	
			<b>\$6.7</b>
SDG ALIGNMENT:	<b>3</b> <b>4</b> <b>8</b> <b>9</b> <b>11</b>		

†Total impact AUM was \$39.4 million and total overall AUM for the fund was \$102.3 million as of 31 Dec 2023. Totals may not equal 100% due to rounding.\* See the full reporting methodology on the reporting methodology page for more information.\*\* AMI stands for Area Median Income.

# Measuring impact in public fixed income

The Nuveen U.S. Core Impact Bond Fund is an actively managed, fixed income portfolio that directs capital to securities that finance positive societal and environmental outcomes.

## ENVIRONMENTAL OUTCOMES

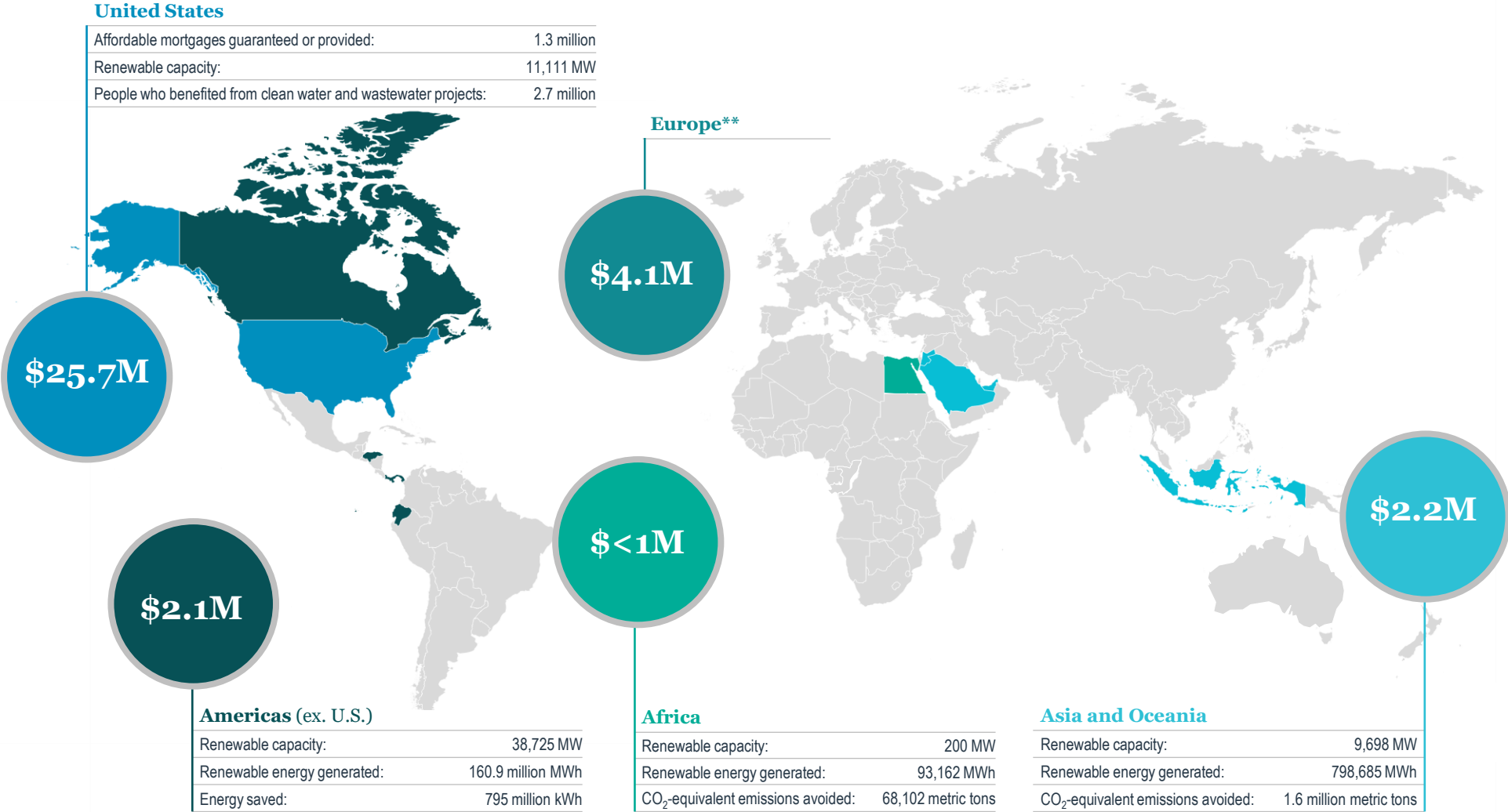
	Impact metric*	Impact for 2023*	Equivalent to:	Amount invested (\$M) as of 31 Dec 2023†
 <b>Renewable Energy and Climate Change</b>	CO <sub>2</sub> -equivalent emissions avoided	39.5 million metric tons	9.4 million gasoline-powered passenger vehicles driven for one year <sup>2</sup>	<b>\$14.2</b>
	Energy saved	1.6 billion kilowatt hours(kWh)	3 natural gas-fired power plants in one year <sup>2</sup>	
	Total renewable energy capacity	59,733 MW		
	New renewable energy capacity added	570 MW	Similar to the total installed solar capacity of Lithuania <sup>3</sup>	
	Renewable energy generated	189.5 million MWh annualized	26.1 million homes' electricity use for one year <sup>2</sup>	
	Conserved marine area	198,000 sq km		
 <b>Natural Resources</b>	<b>Land conserved</b>	174,762 hectares	Three quarters the size of the Paris metropolitan area <sup>4</sup>	<b>\$10.9</b>
	Land restored or sustainably managed	951 hectares		
	LEED*** gold and platinum certified buildings	44 buildings <sup>5</sup>		
	<b>People who benefited from clean water and wastewater projects</b>	2.9 million	Similar to twice the population of Zurich, Switzerland <sup>6</sup>	
	Waste diverted from landfills	20 million metric tons		
	<b>Water saved</b>	25.9 billion liters	Average household water use in one year for 250,724 homes <sup>7</sup>	
	Wastewater treated	199 million liters/day		

SDG ALIGNMENT: **7** **13**

SDG ALIGNMENT: **6** **11** **12** **14** **15**

†Total impact AUM was \$39.4 million and total overall AUM for the fund was \$102.3 million as of 31 Dec 2023. Totals may not equal 100% due to rounding.\* See the full reporting methodology on the reporting methodology page for more information.\*\* AMI stands for Area Median Income. \*\*\* LEED stands for Leadership in Energy and Environmental Design.

# A core bond strategy with more than \$39.4 million of impact investments across 10 countries\*



\*See the full reporting methodology on the reporting methodology page for more information.

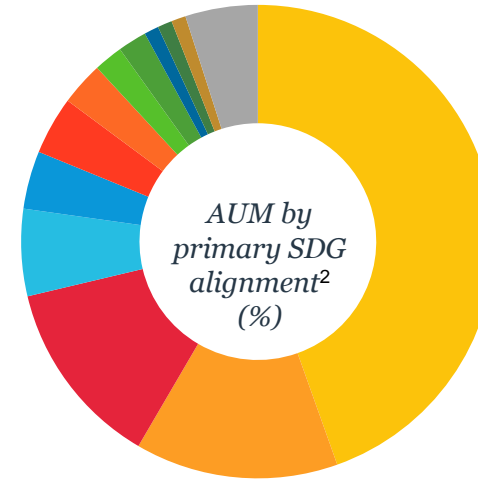
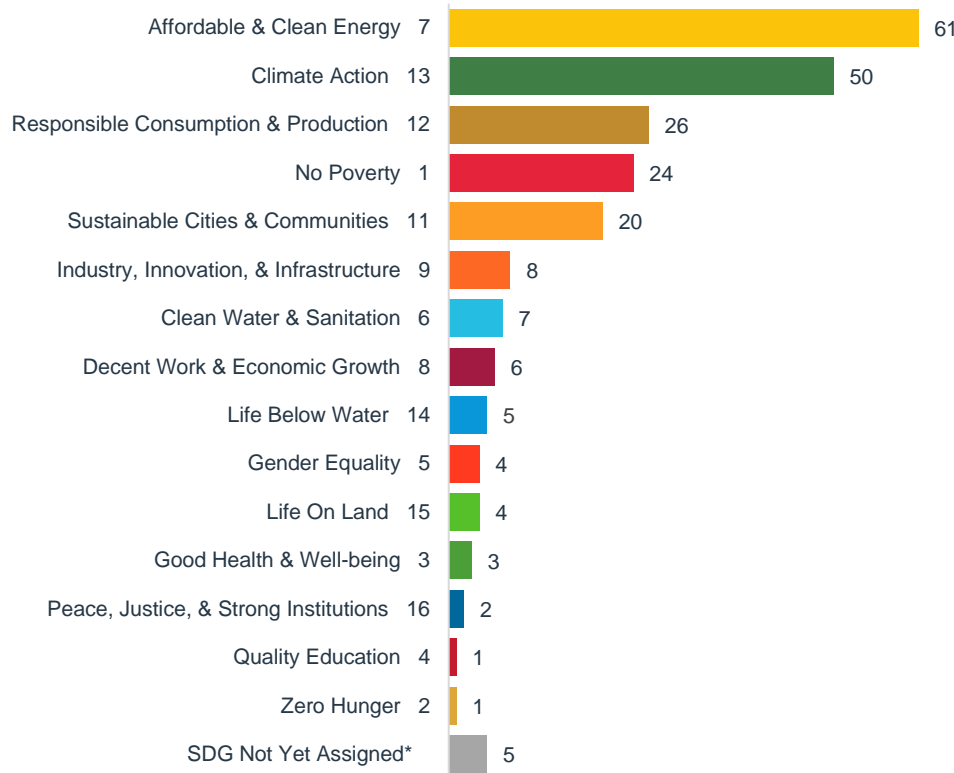
\*\*As of 31 Dec 2023, \$4.1 million is within Europe with no impact data in 2023. \$4.7 million is within multiple regions or exact locations are unknown. Totals may not equal 100% due to rounding.

# Aligning with the Sustainable Development Goals (SDGs)

Nuveen U.S. Core Impact Bond Fund



Number of impact holdings aligned with SDGs<sup>1</sup>  
as of 31 Dec 2023



Source: Nuveen Proprietary Taxable Fixed Income Impact Framework. Utilizes most recently assigned SDG alignment. 1) Total count of SDG alignment for all impact holdings. An individual impact holding could be aligned with up to three SDGs: Primary SDG, Secondary SDG, and Tertiary SDG based on our proprietary impact framework. Therefore, the total count of SDGs is greater than the number of impact holdings. 2) Based on the market value of impact holdings by their Primary SDG alignment. Each holding has one "primary" SDG; therefore, this graph represents 100% of the portfolio AUM held in impact designated securities. \*Given that the use of proceeds for certain bonds align to both green and social projects, impact or allocation reporting from the issuer is needed to assign SDG alignment.

# Our impact reporting approach

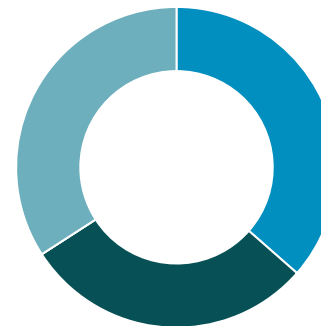
*Nuveen U.S. Core Impact Bond Fund*

Social and environmental impact data is sourced directly from issuer disclosures, covering the most commonly reported metrics under each theme for activities occurring in 2023. Impact data included in this report illustrate the annual outcomes of the securities in which the portfolio invested as of year-end, not a fractional calculation of the portfolio's capital alone.

We rely upon four types of issuer disclosures, listed in order of preference below. Our goal is to narrow the scope of the impact data to those activities financed directly or indirectly by the portfolio's investments, while also covering as much of the portfolio as possible.

- 1. Security-level data:** *sourced from security-specific impact reports; most preferred*
- 2. Project-level data:** *sourced from project factsheets or other reports tied to a specific project*
- 3. Program-level data:** *sourced from annual reports for specific programs run by the issuer*
- 4. Issuer-level data:** *sourced from annual reports covering all activities of the issuer; least preferred*

**Sources of 2023 impact data by disclosure type**



● Security level	36%
● Project level	29%
● Program level	0%
● Issuer level	34%

## Reporting Methodology

The Nuveen Responsible Investing team developed this report to provide an indication of the aggregate social and environmental impact created by the projects and organizations financed in part by the Strategy. Given the difficulty of attributing impact in proportion to the size of the Strategy's share of each bond issuance (which ranges from 0.015% to 100%), the data reflect total impact generated by the project, program, or issuer rather than the Strategy's share alone.

The report represents bonds that are classified under the Strategy's proprietary impact framework and for which relevant data are available. All impact data are sourced from publicly available issuer disclosures at the bond or project level when possible, or the program or issuer level if not. For certain U.S. renewable energy projects, U.S. Energy Information Administration data used to supplement generation data: <https://www.eia.gov/>. For certain U.S. solar asset backed securities, generation data estimated using a 17% annual generation factor. For both instances, CO<sub>2</sub>e avoidance estimated using the U.S. Environmental Protection Agency emissions factor 1,540.1 lbs CO<sub>2</sub>/MWh × 1 metric ton/2,204.6 lbs × 0.001 MWh/kWh = 6.99 × 10<sup>-4</sup> metric tons CO<sub>2</sub>/kWh: <https://www.epa.gov/energy/greenhouse-gases-equivalencies-calculator-calculations-and-references>.

Metrics selected for each impact theme reflect the information most commonly reported by issuers, and each metric includes data from between 1 and 24 issuers. In cases where the Strategy has a large position in a certain issuer, we prioritize selecting metrics reported by that issuer.

Highlighted country information was determined by issuer reporting or country of risk information.

Holdings with no metrics available include new projects with no results yet, projects in development, issuers with misaligned reporting timelines or with metrics that did not align with Nuveen's, and issuers for whom we could not locate impact reporting.

The Nuveen U.S. Core Impact Bond Fund is an actively managed, multi-currency bond strategy that invests across global fixed income markets, directing capital to securities that offer measurable impact or to issuers that demonstrate environmental, social and governance (ESG) leadership and securities that finance beneficial environmental and social outcomes. The Fund is actively managed and is not managed in reference to a benchmark. Investors invest in shares of the Fund. The Fund is suitable for long-term investors that are prepared to accept a moderate to high level of volatility. Please see the Key Investor Information Document(s) for more information. For more information on sustainability-related aspects please refer to [nuveen.com/global](https://nuveen.com/global)

1 Housing units in Paris, France in 2020: 1.39 million: <https://www.statista.com/statistics/1290578/number-homes-paris-category/#:~:text=Between%201968%20and%202020%2C%20the,to%201.13%20million%20in%202020>

2 CO<sub>2</sub> and Energy Equivalencies: <https://www.epa.gov/energy/greenhouse-gas-equivalencies-calculator>.

3 Total installed solar capacity by Country as of 2022: <https://ourworldindata.org/grapher/installed-solar-pv-capacity>

4 European City Sizes: Paris Metro Area 2,300 square kilometers (230,000 hectares): <https://www.britannica.com/place/Paris>

5 LEED certified buildings by level: 39 gold, 5 platinum

6 European Cities Population – Source: United Nations: Largest urban agglomerations in Europe in 2023:

<https://www.statista.com/statistics/1101883/largest-european-cities/#:~:text=In%202023%20Moscow%20was%20the,Madrid%20at%206.75%20million%20people>.

7 Average European households use approximately 103.5 cubic meters (103,500 liters) of water per year: 45 cubic meters/person/year [https://ec.europa.eu/eurostat/statistics-explained/index.php?title=Water\\_statistics#Water\\_uses](https://ec.europa.eu/eurostat/statistics-explained/index.php?title=Water_statistics#Water_uses) Median

household size 2.3: <https://ec.europa.eu/eurostat/cache/digpub/housing/bloc-1b.html>

## The Nuveen U.S. Core Impact Bond Fund seeks favorable returns versus the broad bond market while offering the opportunity to invest for impact.

**Core bond allocation:** Actively managed, high-quality bond portfolio pursues excess returns and improved risk-adjusted results versus a traditional broad-market benchmark

**Aims for environmental and social impact without sacrificing return:** Prioritizes bonds that make direct and measurable impact across multiple sustainable and socioeconomic themes without compromising return potential

**ESG leadership:** For non-impact securities, ESG quality is assessed within each sector and industry, enabling the identification of best-in-class issuers across key bond market segments required to build a diversified portfolio and manage risk<sup>1</sup>

### Important information on risk

**Investing involves risk; principal loss is possible.** There is no guarantee the Fund's investment objectives will be achieved. The Fund will include only holdings deemed consistent with the applicable Environmental Social Governance (ESG) guidelines. As a result, the universe of investments available to the Fund will be more limited than other funds that do not apply such guidelines. ESG criteria risk is the risk that because the Fund's ESG criteria exclude securities of certain issuers for nonfinancial reasons, the Fund may forgo some market opportunities available to funds that don't use these criteria. Credit risk arises from an issuer's ability to make interest and principal payments when due, as well as the prices of bonds declining when an issuer's credit quality is expected to deteriorate. Interest rate risk occurs when interest rates rise causing bond prices to fall. The issuer of a debt security may be able to repay principal prior to the security's maturity, known as prepayment (call) risk, because of an improvement in its credit quality or falling interest rates. In this event, this principal may have to be reinvested in securities with lower interest rates than the original securities, reducing the potential for income. Non U.S. investments involve risks such as currency fluctuation, political and economic instability, lack of liquidity and differing legal and accounting standards. Investments in below investment grade or high yield securities are subject to liquidity risk and heightened credit risk.

This document does not constitute an offer or solicitation to invest in the Fund and it is intended that this document be circulated only to persons to whom it may lawfully be distributed in consultation with their professional legal, tax, and financial advisers as to the suitability of any investment in light of their particular circumstances and applicable citizenship, residence or domicile. Persons who do not fall within such description may not act upon the information contained herein. Any entity that forwards this material to other parties takes responsibility for ensuring compliance with local laws in connection with its distribution, and in particular any applicable financial promotion rules.

### Additional Information/Documentation

A Prospectus is available for Nuveen Global Investors Fund (the Company) and Key Investor Information Documents (KIIDs) are available for each share class of each of the sub-funds of the Company. In addition, a summary of investor rights is also available. Before investing, carefully consider fund investment objectives, risks, charges and expenses. For this and other information that should be read carefully, the Company's Prospectus, the KIIDs, and the summary of investor rights can be obtained from [Nuveen.com/global](http://Nuveen.com/global). The KIIDs are available in one of the official languages of each of the EU Member States into which each sub-fund has been notified for marketing under the Directive 2009/65/EC (the UCITS Directive).

This is a marketing communication. This is not a contractually binding document. Please refer to the Prospectus and KIIDs of the relevant sub-fund before making any final investment decisions and do not base any final investment decision on this communication alone.

Nuveen Global Investors Fund PLC is an umbrella fund, with segregated liability between sub-funds, established as an open-ended investment company with variable capital and incorporated with limited liability under the laws of Ireland with registered number 434562. It is authorized by the Central Bank of Ireland pursuant to the European Communities

(Undertaking for Collective Investment in Transferable Securities) Regulations 2011. Certain share classes of the Fund are registered for public offer and sale in Belgium, Finland, Germany, Ireland, Italy, Luxembourg, the Netherlands, Sweden, Switzerland and the United Kingdom and for institutional sales in Denmark, Norway and Singapore (as a Restricted Scheme). Fund shares may be otherwise sold on a private placement basis depending on the jurisdiction. This document should not be provided to retail investors in the United States. In the U.S., this material is directed at financial professionals and is for their use and information.

The sub-funds of the Company are currently notified for marketing into a number of EU

Member States under the UCITS Directive. Nuveen Global Investors Fund can terminate such notifications for any share class and/or sub-fund of the Company at any time using the process contained in Article 93a of the UCITS Directive.

The Fund features portfolio management by Nuveen Asset Management a registered investment adviser and affiliate of Nuveen, LLC.

Nuveen Securities, LLC, member FINRA and SIPC, and its authorized sub-distributors

<sup>1</sup> Diversification does not guarantee a profit or protection against loss



# nuveen

A TIAA Company

**Note to European investors:**The offering or sale of Fund shares may be restricted in certain jurisdictions.

**Note to Danish investors:** The Fund is only marketed and offered to institutional investors in Denmark.

**Note to Norwegian investors:** The Fund is only marketed and offered to institutional investors in Norway.

**Note to Singapore Investors:** Nuveen Global Investors Fund PLC and the offer of shares of the Sub-Fund do not relate to a collective investment scheme which is authorized under Section 286 of the Securities and Futures Act, Ch. 289 of Singapore ("SFA") or recognized under Section 287 of the SFA, and shares in the Sub-Fund are not allowed to be offered to the retail public. Pursuant to Section 305 of the SFA, read in conjunction with Regulation 32 of and the Sixth Schedule to the Securities and Futures (Offers of Investments)

(Collective Investment Schemes) Regulations 2005, the Sub-Fund has been entered into the list of restricted schemes maintained by the Monetary Authority of Singapore for the purposes of the offer of shares made or intended to be made to accredited investors (as defined in section 4A(1)(a) of the SFA) or institutional investors (as defined in section 4A(1)(c) of the SFA). These materials do not constitute an offer or solicitation by anyone in Singapore or any jurisdiction in which such an offer or solicitation is not authorized or to any person to whom it is unlawful to make such an offer or solicitation.

**Note to United Kingdom Investors:** For Investment Professional use only. Not for distribution to individual investors.

INFORMATION FOR FRENCH INVESTORS ONLY: "Investors should note that, relative to the expectations of the Autorité des Marchés Financiers, this Fund presents disproportionate communication on the consideration of non-financial criteria in its investment policy"

---

**To learn more about the Nuveen U.S. Core Impact Bond Fund, consult with your global sales support representative or visit [nuveen.com/global](https://nuveen.com/global).**